

**IMT**®



**EFGQ**

ÉQUIPEMENT DE FORAGE DU QUÉBEC

**A 290**

hydraulic drill rig

**IMT**®



# 1974

IMT is founded by Mr. Giulio Accorroni.

**1975**

The first innovative hydraulic drill rig (model 75 type G) is patented. Capable of drilling up to a depth of 30 meters (best market performance at the time)

**1978**

The Accorroni family buys 100% of IMT shares and Giulio Accorroni is appointed IMT's sole Director.

**1984**

Andrea Accorroni takes over IMT management following the death of his older brother, (Fabio Accorroni, Giulio's first son)

**1985**

The company introduces the 805 model, which soon becomes very successful and used for big construction projects, such as the Sagrada Familia in Barcelona, Spain.

**1992**

New innovative models are launched (i.e., sound-proof machine and model AF12, assembled on a crawler base completely produced by IMT).

**1993**

Beginning of co-operation with Caterpillar (CAT): IMT starts assembling drill rigs on CAT bases (IMT is the first drill rig manufacturer to do this; other manufacturers will soon follow the example); IMT starts a distribution agreement in North America and Canada for its drill rigs mounted on CAT bases through the CAT dealer in Miami, Kelly Tractor Company. In the same period, the technology for driven piles used in the U.S. until then starts moving towards the European piling system and the drilling equipment demand in the US market for all European manufacturers starts growing.

**1997**

IMT produces the AF50, the biggest drill rig in the world at the time, and sells no. 7 units to the Japanese multi-national company Sumitomo. Giulio and Andrea Accorroni are invited to Osaka for a lecture on the technical characteristics of the rig. The lecture is attended by the owners/directors of the biggest Japanese construction companies.

**2005**

IMT patents an innovative drilling system related to highly seismic grounds, the "Multi Rotary driven Soil Mixing Pile".

**2006-2008**

IMT increases its production range and doubles its sales. Andrea Accorroni, current President of IMT INTERNATIONAL S.p.A

**2009-2010**

IMT reacts to the global economic crisis by launching 2 new product lines in the market with traditional technology (the "AG" series, assembled on HITACHI base, and the "A" series, mounted on IMT base), and completes the first prototype of drill rig for seismic grounds, the AF460 model, which uses the patented "Multi Rotary driven Soil Mixing Pile" system. The prototype is presented at BAUMA 2010, the most important international exhibition for construction machinery. The complete production range is developed thereafter.

**2011**

IMT AGM appoints a new Board of Directors.

**2011/2013**

IMT develops the prototypes for the full range of the AF series drilling rigs with Tier 4 engines, as well as the newly-born A125 and A150 models, mounted on IMT base and powered by CAT.

**2014/2015**

IMT upgrades the A-series machines with new engines and design, and develops its own particular water well technology system.

**2016/2019**

The brand new range of A-series rigs with Tier 3 and Tier 4 engines, completely designed and developed by IMT, and launched into the market.

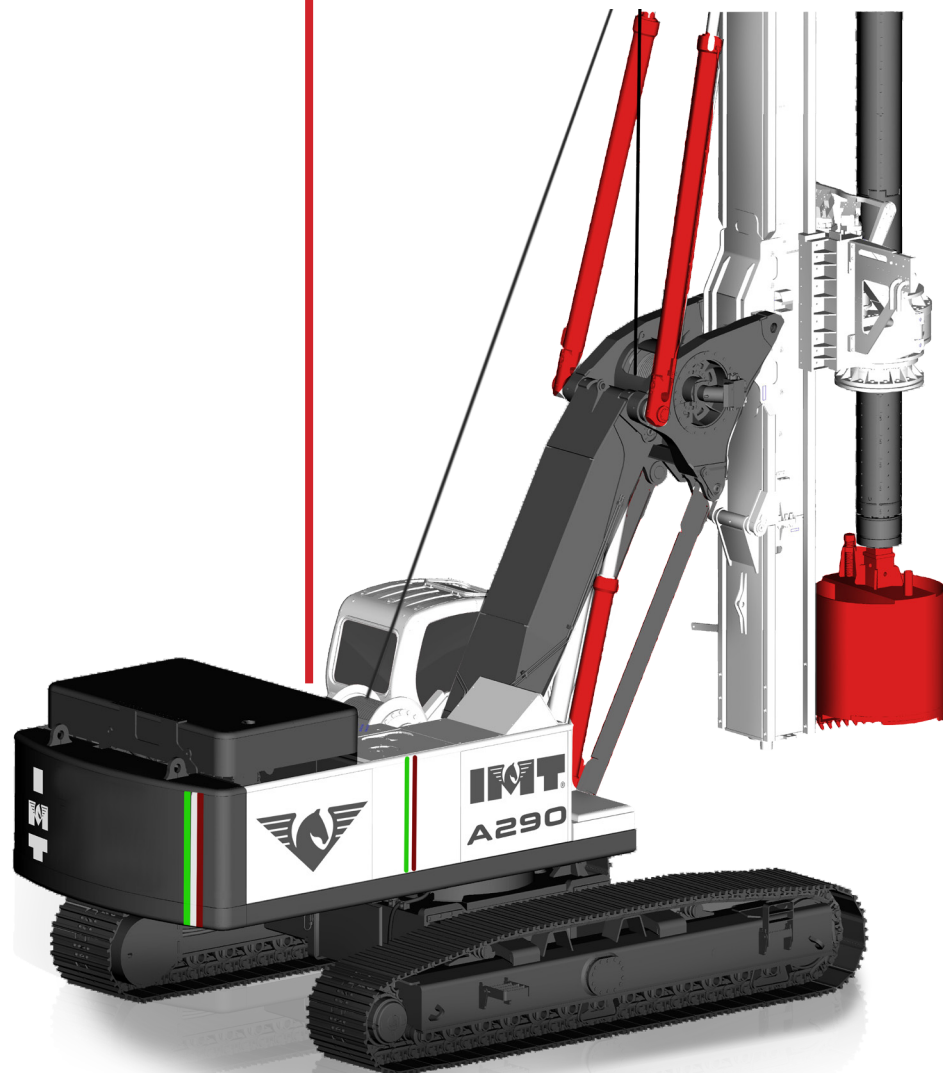
*Andrea Accorroni*



# A 290

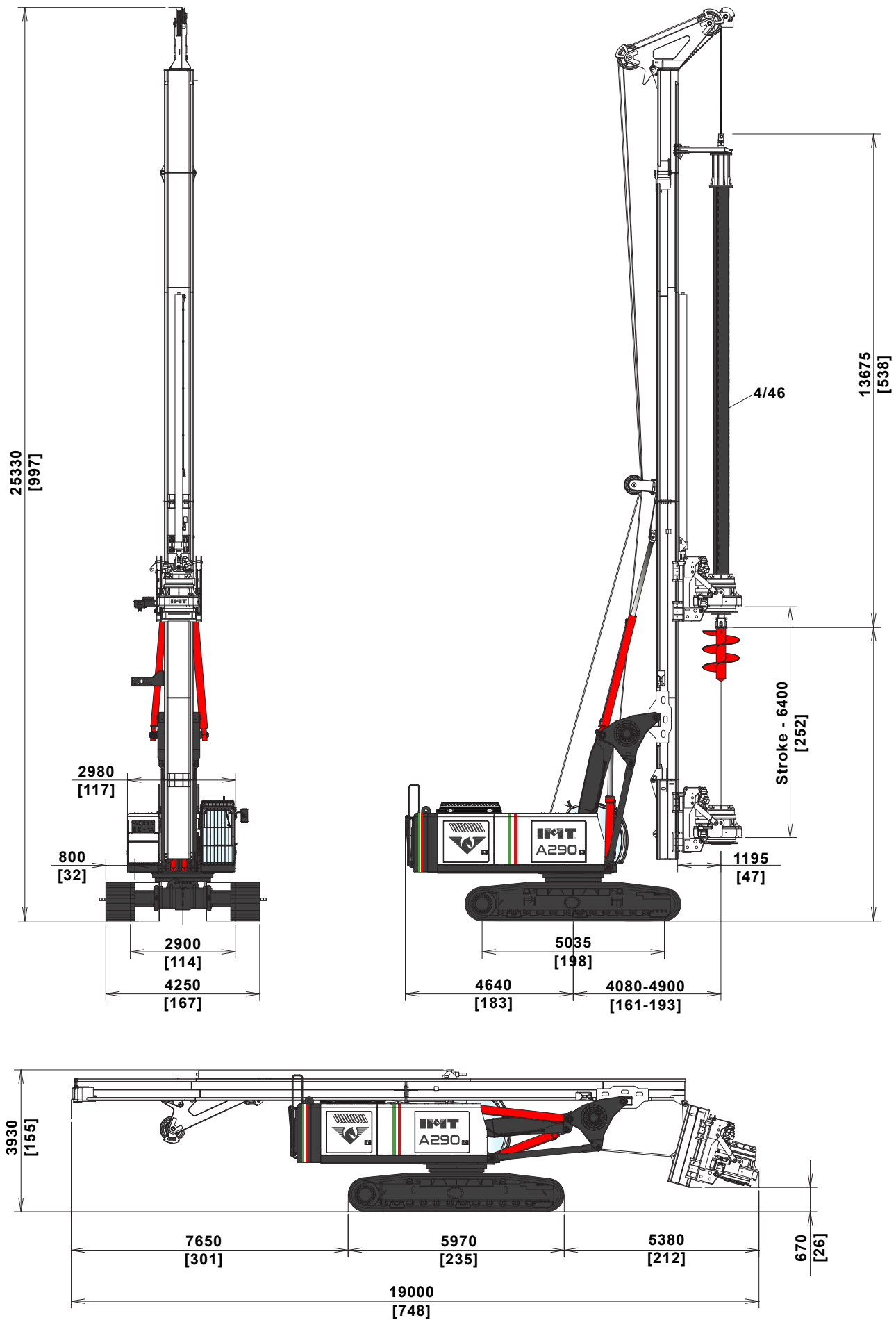
IMT, a global leader in the manufacture of drill rigs and a brand which has always been synonymous with quality and reliability in the pursuit of satisfying market demand, is pleased to present a new series of A drill rigs. This new line is unique in its simplicity and flexibility of use, while also perfectly maintaining sturdiness and productivity.

The A290 drill rig is suitable for the use in several different configurations, with very simple procedures for the passage from one version to another. The machine was designed for very arduous applications as, thanks to its high torque and high-performing winch, it is capable of reaching great depths, also with great diameters. Its heavy-duty undercarriage guarantees optimal stability in various working conditions and configurations.



# A 290 - Hydraulic Drill Rig

## Crowd cylinder version



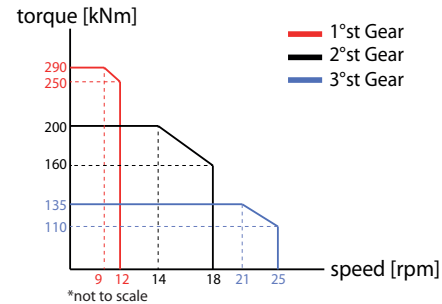


# A 290 - Hydraulic Drill Rig

## Technical specifications

### A290 Crowd Cylinder

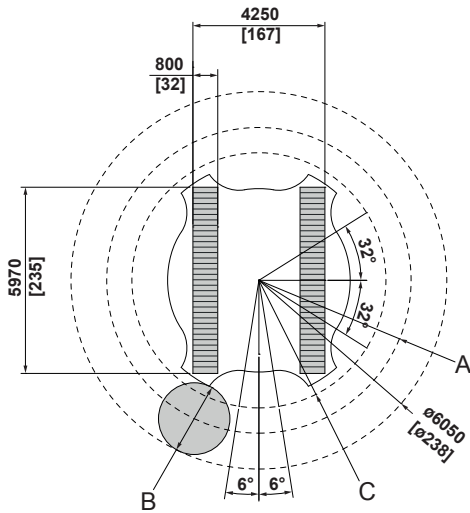
Rotary		
Nominal torque	kNm	290
	lbf ft	213895
Min. Working speed	rpm	12
Max. Working speed	rpm	25
Min. Discharge speed	rpm	72
Max. Discharge speed	rpm	105



Winches		
Main winch pull force	kN	270
	lbf	60700
Main winch speed	m/min	58
	ft/min	190
Main winch cable diameter	mm	30
	in	/
Auxiliary winch pull force	kN	120
	lbf	26980
Auxiliary winch speed	m/min	80
	ft/min	262
Auxiliary winch cable diameter	mm	22
	in	/
Crowd System		
Kelly crowd push	kN	300
	lbf	67450
Kelly crowd pull	kN	390
	lbf	87680
Stroke (mm)	mm	6400
	in	252
Base		IMT
Undercarriage length / widening range / shoe	mm	5970 / 2900 - 4250 / 800
	in	236 / 114 - 167 / 31,5
Engine type		CAT C13
		328 KW (446 HP) @1800 rpm
Oil tank capacity	l	730
Fuel tank capacity	l	640
Mast		
Mast raking forward	degree	5°
Mast side raking	degree	±8°
Mast raking backwards	degree	15°
Pile max diameter	mm	2300
	in	91
Kelly bar		
Standard		4/46
Options available		4/35 - 4/52 - 5/50 - 5/66 - 5/75
Operating Weight w/standard kelly bar	t (metric)	81
	lbs	178580

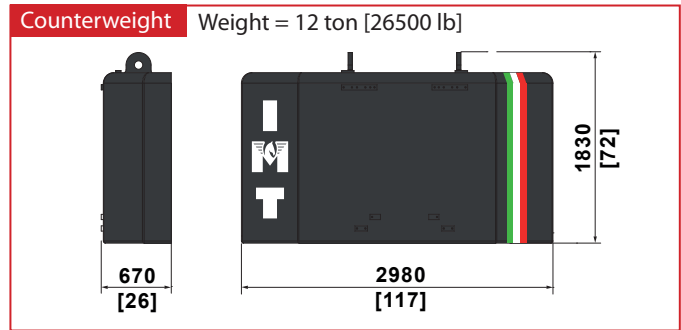
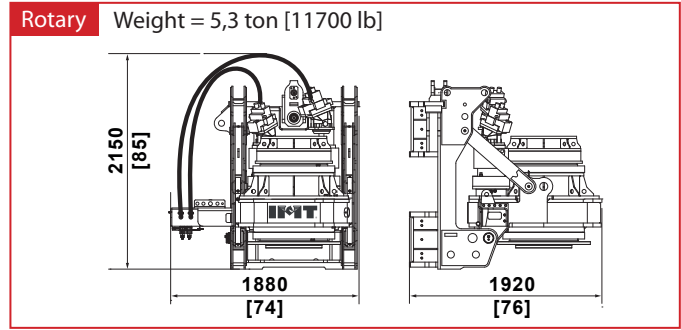
# A 290 - Hydraulic Drill Rig

## Working area crowd cylinder



A	MAX WORKING RADIUS 4900 [R 193]
B	MAX TOOL DIAMETER 2300 [ø 91]
C	MIN WORKING RADIUS 4090 [R 161]

## Removable parts for transport phase



## Equipment

### - STANDARD EQUIPMENT -

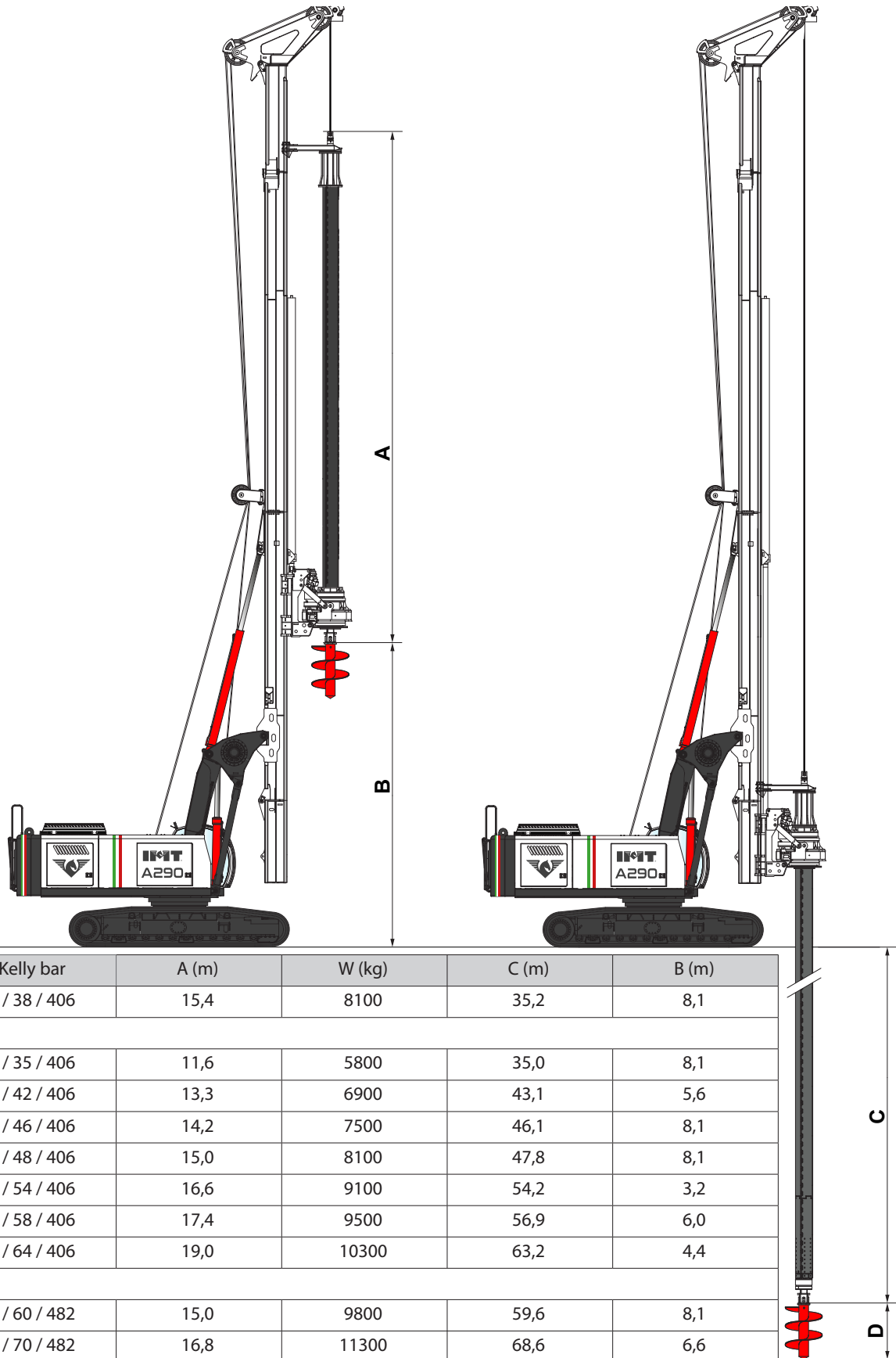
- Air conditioner
- Neutral lever (lock out) for all control
- Guard cab front
- Guard cab top
- Winches spot light
- Top cabin working lights
- Main and auxiliary load sensing circuit
- Free flow during drilling phase
- Automatic bottom hole stop
- Depth measuring device on main winch
- Mast inclination measurement
- Kelly bar interlocking 4/46 (46m depth)
- Rotary suitable for every kind of kellybar

### - OPTIONAL EQUIPMENT-

- Biodegradable oil
- Lateral / Rear camera
- Crowd winch kit
- CFA kit
- Grab kit
- Vibro displacement kit
- Cardanic universal joint kit
- Casing oscillator kit
- LCA kit
- Every kind of Kelly bar
- Y shape derrick

# A 290 - Hydraulic Drill Rig

## Kelly bar standard version



3 PARTS

4 PARTS

5 PARTS

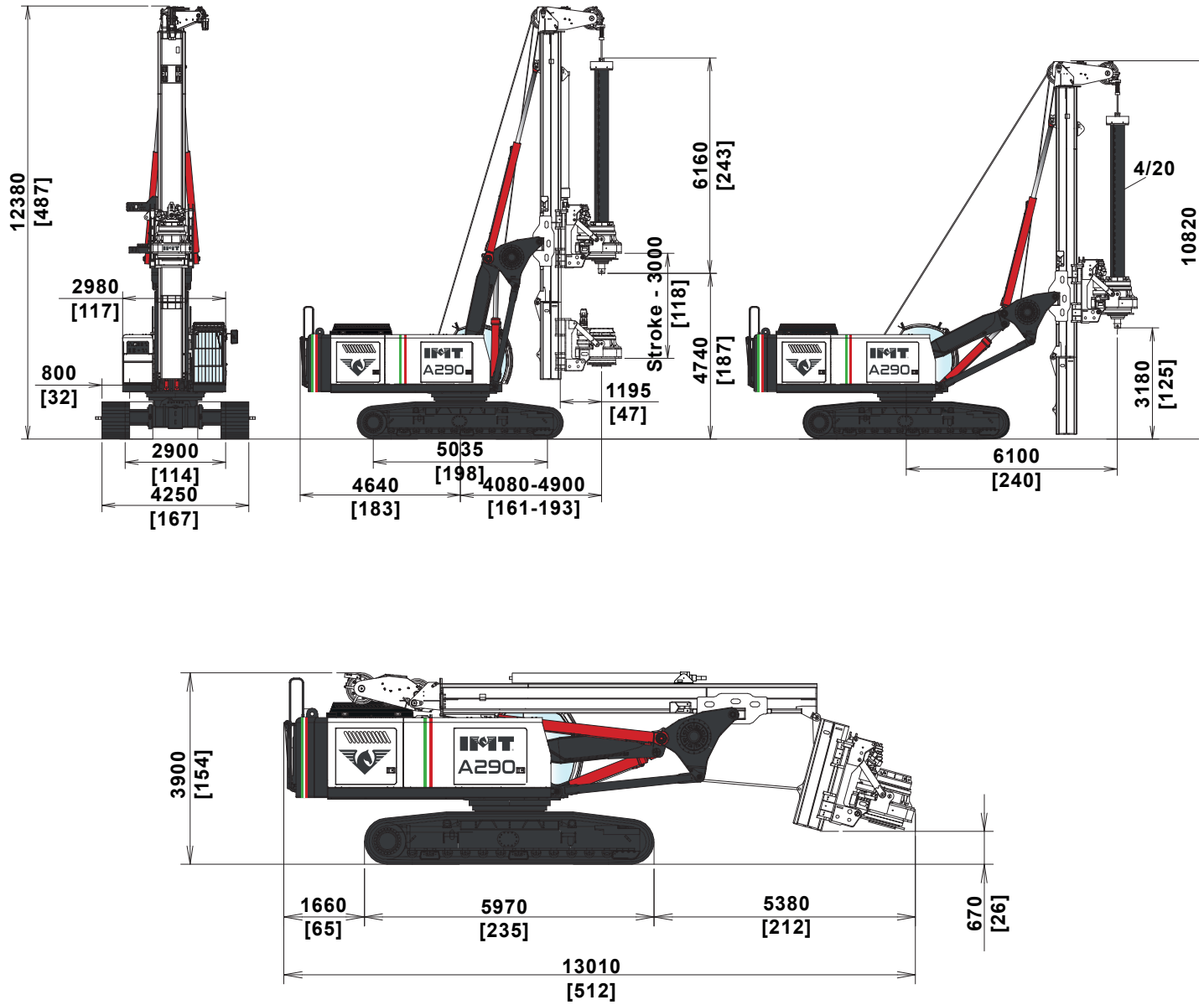
Kelly bar	A (m)	W (kg)	C (m)	B (m)
3 / 38 / 406	15,4	8100	35,2	8,1
4 / 35 / 406	11,6	5800	35,0	8,1
4 / 42 / 406	13,3	6900	43,1	5,6
4 / 46 / 406	14,2	7500	46,1	8,1
4 / 48 / 406	15,0	8100	47,8	8,1
4 / 54 / 406	16,6	9100	54,2	3,2
4 / 58 / 406	17,4	9500	56,9	6,0
4 / 64 / 406	19,0	10300	63,2	4,4
5 / 60 / 482	15,0	9800	59,6	8,1
5 / 70 / 482	16,8	11300	68,6	6,6
5 / 75 / 482	17,8	12100	73,6	5,6

D	1500 mm	200 x 200 mm
Standard square joint other dimension available		



# A 290 - Hydraulic Drill Rig

LCA version



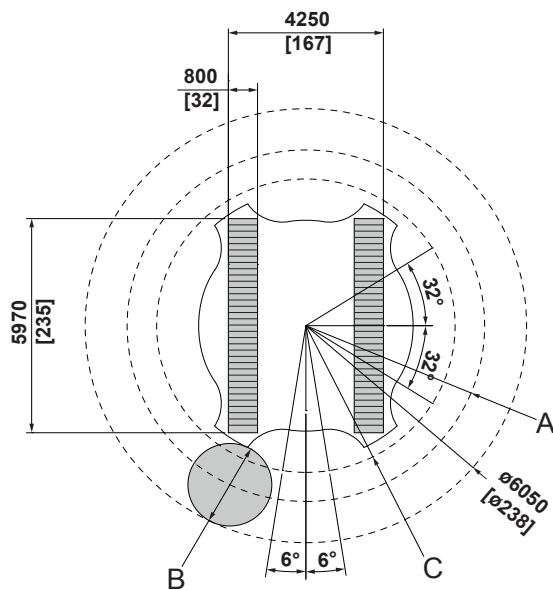


# A 290 - Hydraulic Drill Rig

## Technical specifications

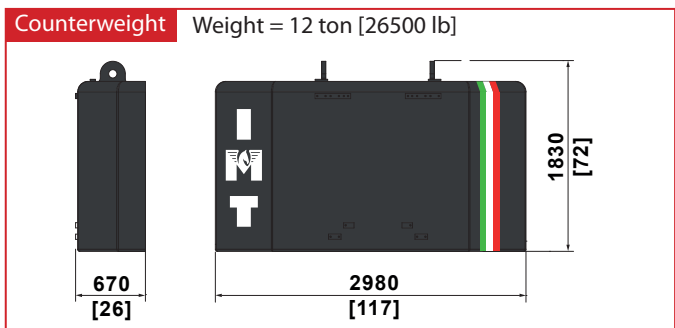
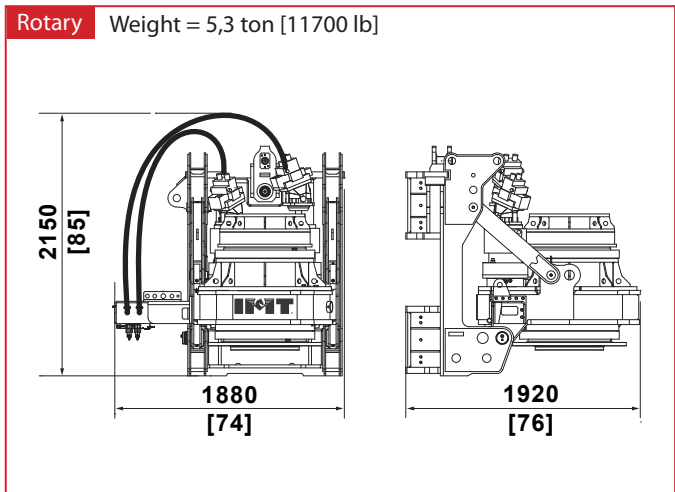
Crowd System		
Stroke	mm	3000
	in	118
Kelly Bar		
Standard		4/20
Options available		5/25
Operating Weight without auger		
	t (metric)	72,5
	lbs	159840

### Working area LCA



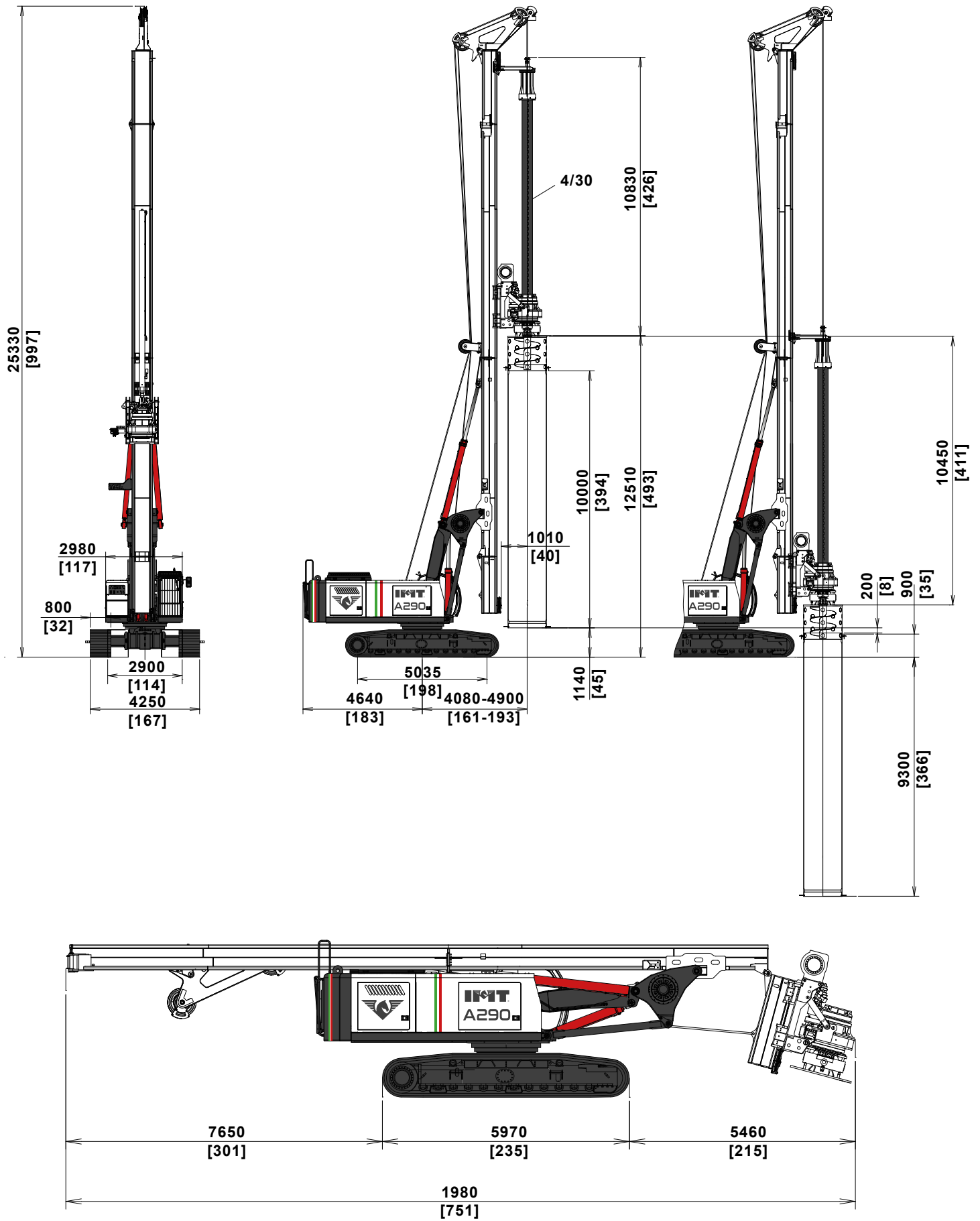
A	MAX WORKING RADIUS 4900 [R 193]
B	MAX TOOL DIAMETER 2300 [ø 91]
C	MIN WORKING RADIUS 4090 [R 161]

### Removable parts for transport phase



# A 290 - Hydraulic Drill Rig

Crowd winch version

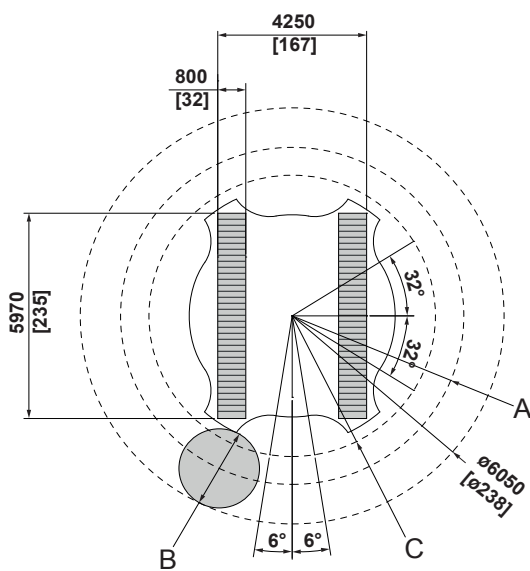


# A 290 - Hydraulic Drill Rig

## Technical specifications

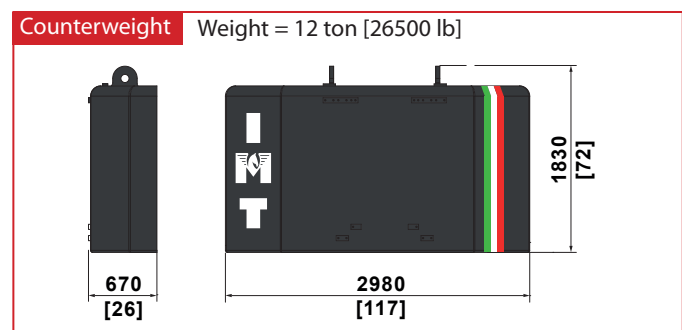
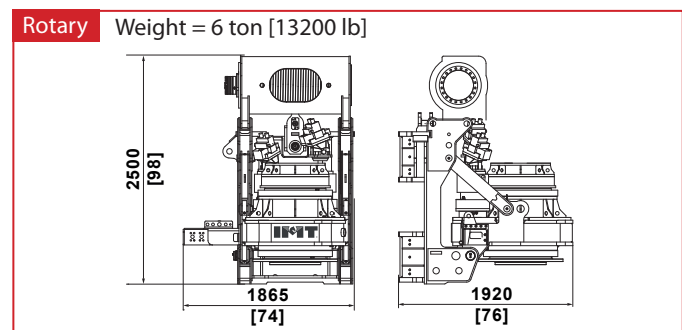
Winch Crowd System		
Kelly crowd push	kN	330
	lbf	74190
Kelly crowd pull	kN	330
	lbf	74190
Speed	m/min	7
	ft/min	23
Fast speed	m/min	20
	ft/min	65
Rope diameter	mm	26
Mast		
Pile max diameter	mm	1900
	in	75
Operating Weight w/standard kelly bar	t (metric)	75,5
	lbs	166450

### Working area crowd winch



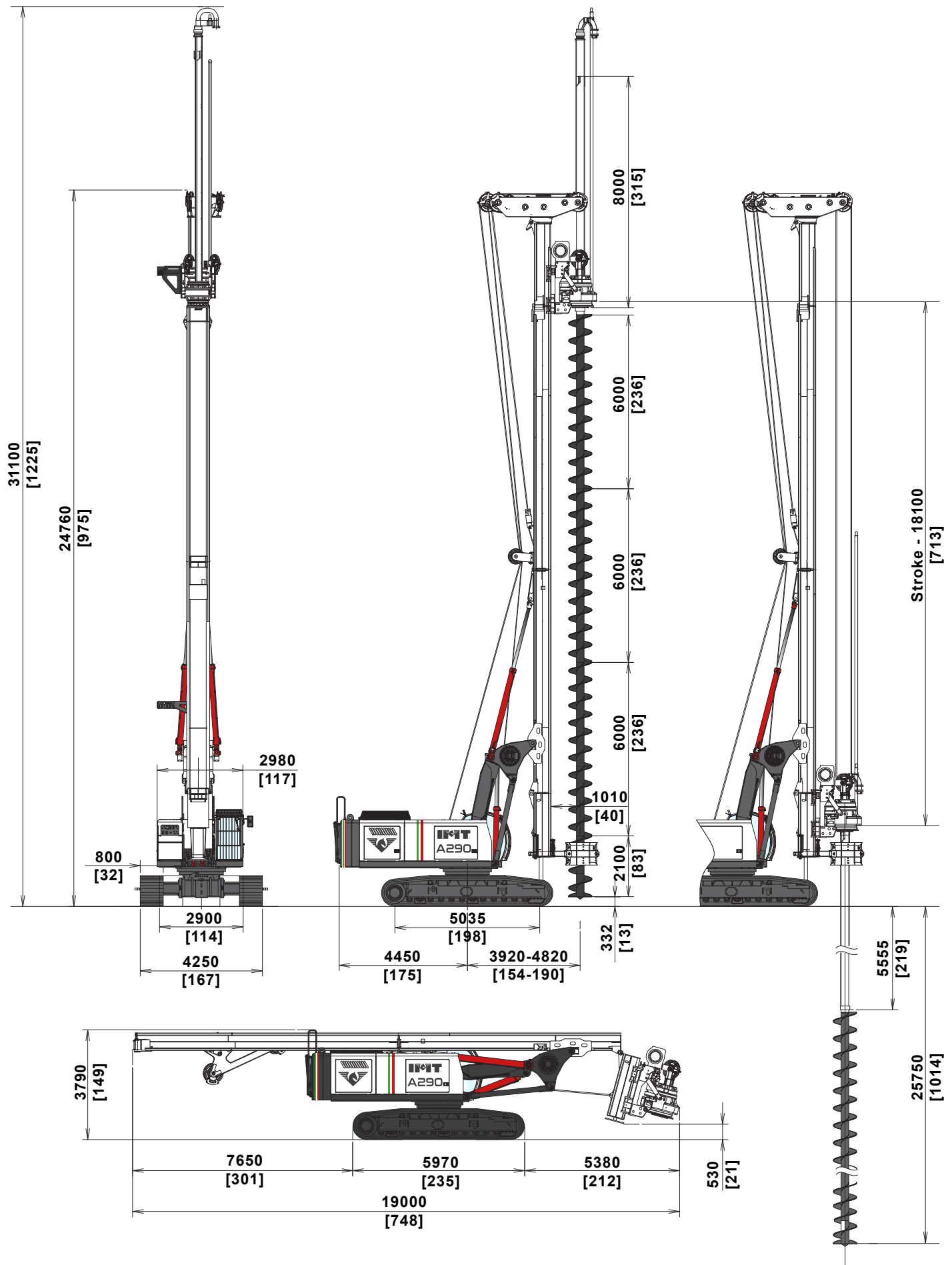
A	MAX WORKING RADIUS 4900 [R 193]
B	MAX TOOL DIAMETER 2300 [ø 91]
C	MIN WORKING RADIUS 4090 [R 161]

### Removable parts for transport phase



# A 290 - Hydraulic Drill Rig

CFA version

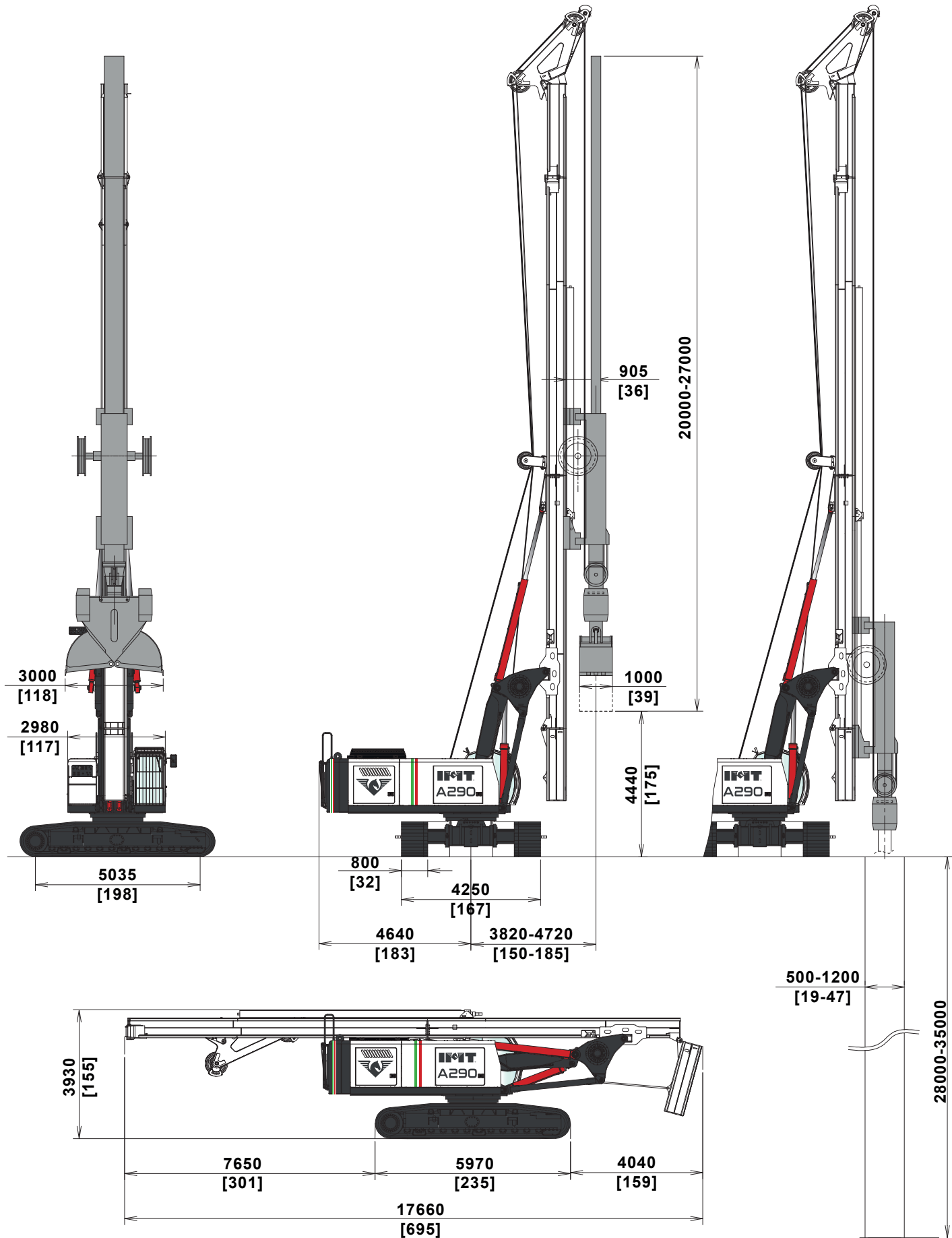






# A 290 - Hydraulic Drill Rig

Grab version

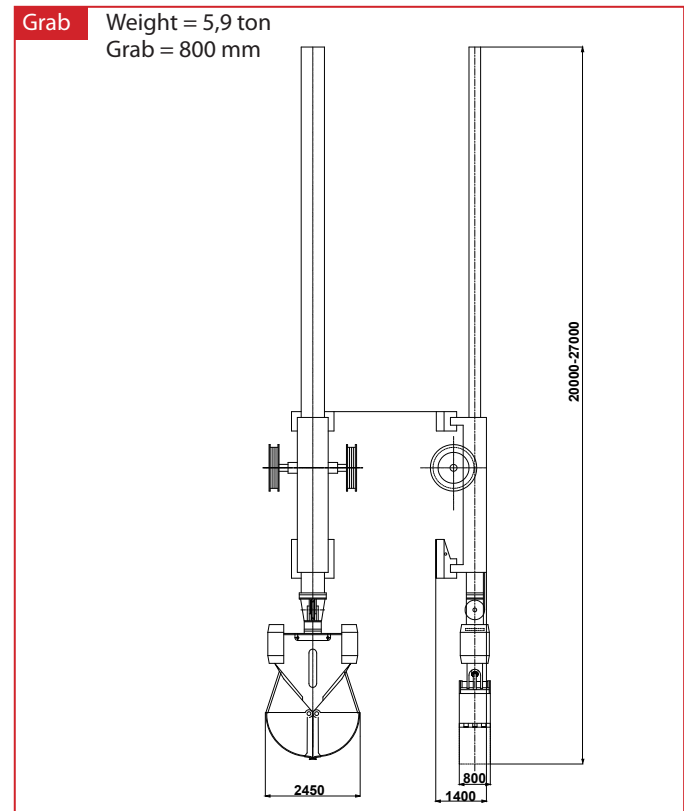
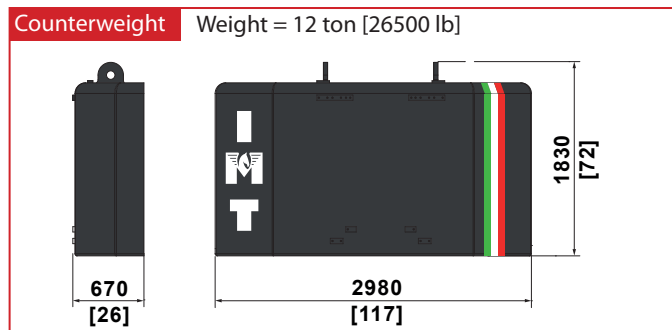


# A 290 - Hydraulic Drill Rig

## Technical specifications

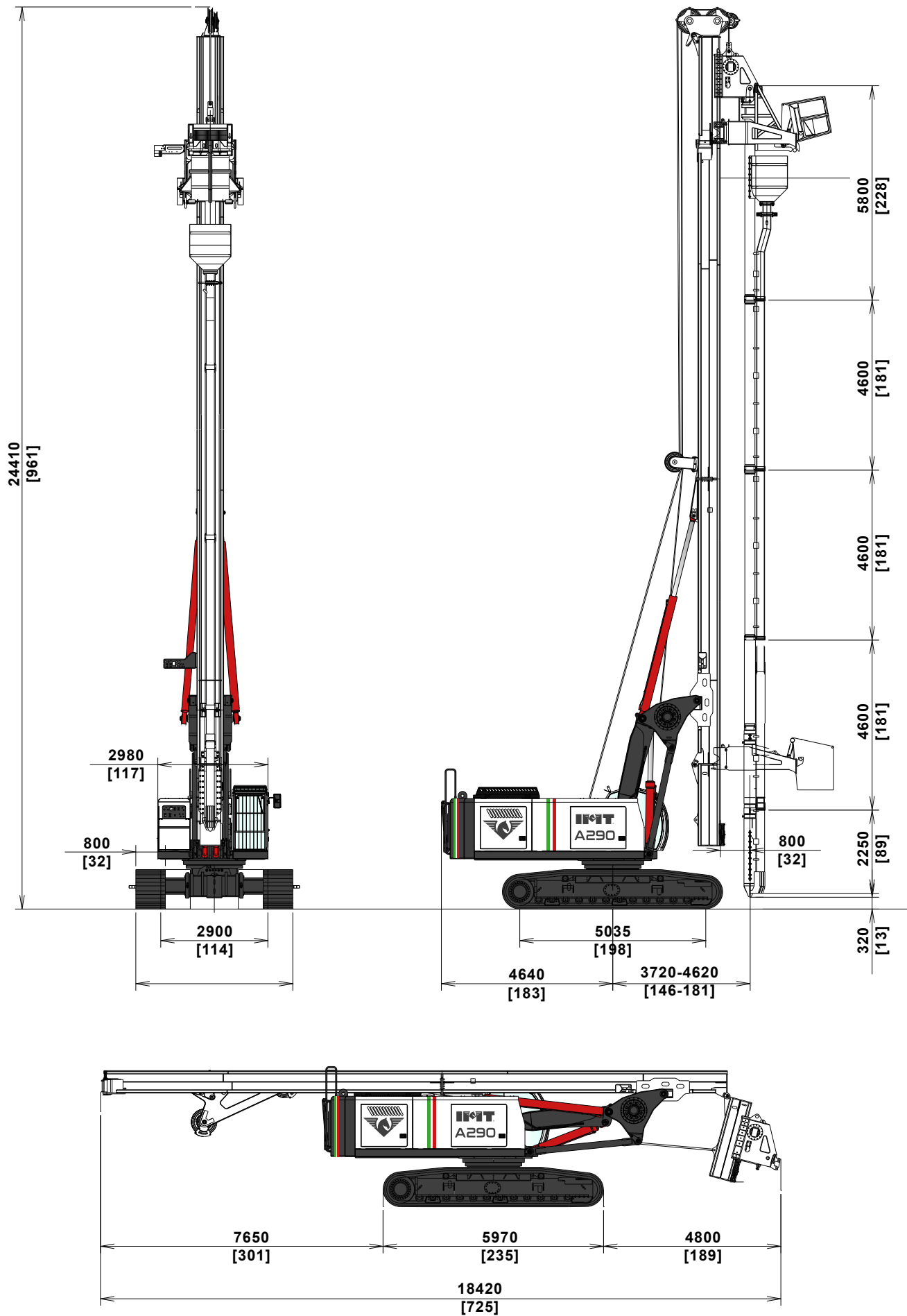
Crowd System		
Excavation width	mm	500-600-800-1200
Jaws opening	mm	3000
Excavation depth	m	28-35
Weight of grab	Kg	5700 / 6000 / 6600 / 7000
Continuous operating pressure	bar	320
Grab capacity	m <sup>3</sup>	/
Max closing force	kN	1630
Grab rotation	degree(°)	+45° / - 45°
Winches		
Main winch pull force	kN	540
	lbf	121400
Main winch speed	m/min	29
	ft/min	95
Operating Weight w/out grab	t (metric)	69,2
	lbs	152500

## Removable parts for transport phase



# A 290 - Hydraulic Drill Rig

## Vibroflotation version



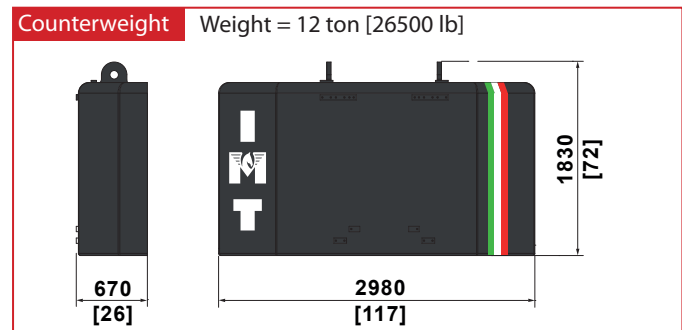


# A 290 - Hydraulic Drill Rig

## Technical specifications

Vibro		
Power of vibrator	kW	154
Operative frequency	Hz	50
Speed	rpm	3000
Operative centrifugal force	kN	230
Overall weight incl. extension tube	Kg	7000
Penetration depth	m	17,8
Pull force	kN	540
Push force	kN	130
Operating Weight w/out grab	t (metric)	69,2
	lbs	152500

## Removable parts for transport phase



This document is created and distributed by IMT. This document may not be reproduced, modified or exhibited without authorization by IMT srl. All rights reserved. ©

All technical data are indicative and subject to change without notice.

# A 290 - Hydraulic Drill Rig

Worldwide sales and assistance network



IMT dealers, a global network at your service  
IMT, like very few other companies in the field,  
has a global commercial and assistance network which is  
present in over 30 countries.  
From any part of the world IMT clients know which they  
can always count on fast and efficient service.













Note

A series of horizontal lines for taking notes, starting below the 'Note' header and extending to the bottom of the page.



**I.M.T. S.r.l. - Industria Meccanica Trivelle**  
via D'Ancona,39 60027 Osimo (AN) Italy  
Tel. +39 071 723341 - Fax +39 0717 133 352  
[imt@imtspa.com](mailto:imt@imtspa.com) - [www.imtspa.com](http://www.imtspa.com)